

The Ultimate Simple Chemo Beanie Crochet Hat Pattern: Stay Stylish While Supporting a Worthy Cause!

Are you searching for a versatile and beautiful crochet hat pattern? Look no further! We have created the ultimate Simple Chemo Beanie Crochet Hat Pattern just for you. Not only will this pattern allow you to create a stylish accessory, but it also holds a deeper purpose – supporting those who are going through chemotherapy.

What Makes This Chemo Beanie Pattern So Special?

Crocheting is not just a hobby; it is an art form that brings comfort, joy, and purpose to the maker. This particular hat pattern goes beyond just creating a fashionable accessory – it allows you to make a difference in someone's life. By crafting these chemo beanies, you can offer warmth, comfort, and confidence to cancer patients during their journey.

Now, let's delve into the intricacies of this chemo beanie pattern and guide you through step by step.



Simple Chemo Beanie | Crochet Hat Pattern: An Easy & Basic Crocheted Hat For Beginners (Crochet Hat Patterns) by Mamta Motiyani(Kindle Edition)

★★★★☆ 4.6 out of 5

Language : English

File size : 1198 KB

Text-to-Speech : Enabled

Screen Reader : Supported

Enhanced typesetting : Enabled

Print length : 17 pages



Gather the Materials

To get started with this pattern, you will need the following materials:

- 4mm crochet hook
- Worsted weight yarn (150-200 yards)
- Tapestry needle
- Scissors

Once you have your materials handy, you are ready to begin!

Step-by-Step Instructions

Follow these simple steps to create your very own Simple Chemo Beanie:

1. Start with a magic ring, ch1.
2. Make 10 single crochet stitches into the ring, then join with a slip stitch into the first stitch, ch1.
3. Round 2: Make two single crochet stitches in each stitch around, join with a slip stitch into the first stitch, ch1.
4. Repeat Round 2 for a total of six rounds.
5. Round 7: *Make two single crochet stitches in the next stitch, then one single crochet stitch in the next stitch* – repeat until the end of the round, join with a slip stitch into the first stitch, ch1.

6. Repeat Round 7 three more times.
7. Round 11: Single crochet in each stitch around, join with a slip stitch into the first stitch, ch1.
8. Repeat Round 11 until the hat reaches your desired length.
9. Fasten off the yarn and weave in any loose ends using a tapestry needle.

Voila! Your Simple Chemo Beanie Crochet Hat is complete.

Show Your Support in Style

Now that you have the pattern, it's time to get creative and make as many chemo beanies as you can. You can donate them to cancer support organizations, hospitals, or directly to individuals undergoing chemotherapy. Each hat you create will bring warmth and joy to someone in need.

Remember, crocheting not only helps you channel your creativity but also supports a worthy cause. Your small act of kindness can make a huge difference in someone's life.

A Final Note

As you embark on your crochet journey with this Simple Chemo Beanie Hat Pattern, we hope you find solace and fulfillment in knowing that your craft has the power to bring comfort and a smile to those who need it the most. Don't forget to share your creations and spread the word about this pattern – together, we can make a difference, one stitch at a time.



Simple Chemo Beanie | Crochet Hat Pattern: An Easy & Basic Crocheted Hat For Beginners (Crochet Hat Patterns) by Mamta Motiyani (Kindle Edition)

★★★★☆ 4.6 out of 5

Language : English
File size : 1198 KB
Text-to-Speech : Enabled
Screen Reader : Supported
Enhanced typesetting : Enabled
Print length : 17 pages
Lending : Enabled



Enjoy making this chemo beanie crochet hat pattern. I designed this hat for my crochet team, “CreateCrochet” on Etsy so we could make hats to donate to “Relay for Life”. It’s a basic chemo hat so anyone with fair knowledge of crochet can make it. You will need 100-150 grams of yarn.

Skill: Beginner

Suggested Yarn: Lion brand Cotton Ease 1(1, 2, 2) skeins/balls. OR ICE Filzy Wool 1(1, 2, 2) skeins/balls. Color of your choice.

There are 2 versions of this hat.

Version 1 of this hat can be made with Aran weight yarn. Version 2 of this hat can be made with Bulky weight yarn.

Crochet Hook Size: Version 1: US G/6(4 mm) crochet hook or size needed to obtain gauge.

Version 2: US 7(4.50 mm) crochet hook or size needed to obtain gauge.

Finished size head circumference in inches: 12 – 14, 14 – 16, 16 – 18, 18 – 20, 20 – 22, 22 – 24.


Abbreviations: US terms

Pattern Language: English



Xtreme Behavior Xtreme Ops: Embracing Thrilling Adventures

Are you tired of the same old routine? Do you crave excitement and a rush of adrenaline? Look no further! Welcome to Xtreme Behavior Xtreme Ops, where we offer the...




The Remarkable World of Old Christmas Illustrated: Unveiling the Enchanting Victorian Holiday Traditions

The holiday season is a time of merriment, joy, and cherished traditions. It is a time when families gather around the warmth of the fireplace, exchanging gifts,...




The Enchanting Journey into the Midnight Fantasy by Thomas Bailey Aldrich

Step into the realm of magical tales and captivating imagination with the timeless piece of literature called "Midnight Fantasy" by Thomas Bailey Aldrich. This remarkable...




Thoughts of a Lost Boy: Exploring the Depths of Solitude

Have you ever found yourself feeling like a lost soul, wandering in the vast abyss of your own thoughts? Thoughts can hold immense power, shaping our emotions,...



Unveiling the Thrilling World of Chase Fulton Novels: An Adventure Series Worth Exploring

In today's fast-paced world, it is always refreshing to indulge in a thrilling book that allows us to escape reality and immerse ourselves in a world full of...




An Echo In The Bone Novel - Outlander: Uncovering Secrets and Embracing Destiny

Are you ready to embark on a remarkable journey through time, love, and war? Diana Gabaldon's gripping novel, "An Echo In The Bone," part of the Outlander series, will...



The Complete Secrets Tips Step By Step Reference To Using Instagram Like Pro

Instagram has quickly become one of the most popular social media platforms in the world. With over 1 billion monthly active users, it offers a powerful platform for...



Aurous Rings - Unleashing the Magic of Steven Gordon 12

The Enchanting World of Aurous Rings Picturesque landscapes, fairy tales, and captivating mysteries often ignite our imagination and lead us into the realm of...