

# The Ultimate Drawing Guide: Mastering Art for Teachers and Students

Are you a teacher looking to enhance your students' creativity and expression? Or are you a student interested in refining your drawing skills? Look no further! In this comprehensive drawing guide, we'll provide you with practical tips, techniques, and resources that will help both teachers and students unlock their artistic potential.

## Why is Drawing Important?

Drawing is a fundamental skill that develops critical thinking, problem-solving, and motor coordination. It enables students to communicate ideas visually, fostering creativity and self-expression. For teachers, incorporating drawing into their curriculum offers a unique way to engage students and enhance their overall learning experience.

## Step-by-Step Drawing Techniques

Whether you're a beginner or seeking to improve your current skills, mastering different drawing techniques is essential. Here are some step-by-step guides for teachers and students to follow:



### How to Draw Cool Stuff: A Drawing Guide for Teachers and Students by Catherine V Holmes(Kindle Edition)

★★★★☆ 4.7 out of 5

Language : English

File size : 20250 KB

Text-to-Speech : Enabled

Screen Reader : Supported

Enhanced typesetting : Enabled

X-Ray : Enabled

Print length : 255 pages  
Lending : Enabled



## 1. Start with Basic Shapes

Teach students the importance of breaking down complex objects into basic shapes. For example, drawing a face can begin with an oval for the head, circles for the eyes, and lines for the nose and mouth. This technique helps students grasp proportions and build confidence in their initial sketches.

## 2. Shadowing and Shading

Understanding light and shadow is crucial for creating depth and realism in drawings. Teach your students how to shade objects by examining the placement of light sources and following a gradual transition from light to dark areas. This technique adds dimension and enhances visual impact.

## 3. Perspective Drawing

Perspective drawing allows artists to create an illusion of depth and three-dimensionality on a two-dimensional surface. Introduce your students to one-point and two-point perspective techniques, which will enable them to accurately depict spatial relationships and create realistic scenes or objects.

## 4. Gesture Drawing

Encourage your students to practice gesture drawing, which involves capturing the essence and movement of a subject through quick, loose

strokes. This technique helps improve observation skills and develops the ability to quickly represent objects or figures.

## **Incorporating Drawing into the Curriculum**

As a teacher, finding ways to integrate drawing into different subjects can enhance the learning process and make it more enjoyable for your students. Here are some creative ideas:

### **1. Visual Note-Taking**

Instead of traditional note-taking, encourage your students to create visual summaries of the lesson. This approach not only helps them better understand and remember the content, but it also allows them to express their individual interpretations.

### **2. Storyboarding**

Storyboarding is a valuable tool for developing storytelling skills. It can be used across various subjects, such as history, literature, or even science, to visually depict events, concepts, or processes. Students can create their own storyboards to demonstrate comprehension and engage in critical thinking.

### **3. Collaborative Art Projects**

Promote teamwork and creativity by engaging students in collaborative art projects. Assign them group tasks that require brainstorming, planning, and executing a collective artwork. This not only encourages communication and cooperation but also fosters a sense of pride and accomplishment.

## **Online Drawing Resources**

The internet offers a vast array of resources that can support both teachers and students in their drawing journey. Here are some popular online platforms and tools:

### **1. YouTube Art Channels**

YouTube hosts numerous art channels that provide step-by-step drawing tutorials, tips, and demonstrations. Encourage your students to explore channels like "Art for Kids Hub" or "Draw with Jazza" to learn new techniques and gain inspiration.

### **2. Virtual Museums and Galleries**

Take your students on a virtual tour of famous museums and galleries worldwide. Websites like Google Arts & Culture offer immersive experiences, allowing students to explore artworks and gain exposure to different artistic styles and movements.

### **3. Drawing Apps and Software**

Utilize various drawing apps and software to encourage digital art creation. Apps like Procreate and Autodesk Sketchbook provide a wide range of tools and features that allow students to experiment and create artwork digitally. Additionally, free software like GIMP or Krita can be used on computers to enhance drawing capabilities.

Drawing is an invaluable skill that benefits both teachers and students. By incorporating drawing into the curriculum, educators can engage students in a creative learning process while enhancing visual thinking and problem-solving abilities. Students, on the other hand, can develop their artistic talents, improve observation skills, and express their ideas through the

power of art. So, take the first step towards mastering the art of drawing and unlock a world of endless possibilities!



## How to Draw Cool Stuff: A Drawing Guide for Teachers and Students by Catherine V Holmes(Kindle Edition)

★★★★☆ 4.7 out of 5

Language : English  
File size : 20250 KB  
Text-to-Speech : Enabled  
Screen Reader : Supported  
Enhanced typesetting : Enabled  
X-Ray : Enabled  
Print length : 255 pages  
Lending : Enabled



How to Draw Cool Stuff shows simple step-by-step illustrations that make it easy for anyone to draw cool stuff with precision and confidence. These pages will guide you through the basic principles of illustration by concentrating on easy-to-learn shapes that build into complex drawings.

With the step-by-step guidelines provided, anything can become easy to draw. This book contains a series of fun, hands-on exercises that will help you see line, shape, space and other elements in everyday objects and turn them into detailed works of art in just a few simple steps.

The exercises in this book will help train your brain so you can visualize ordinary objects in a different manner, allowing you to see through the eyes of an artist.


From photorealistic faces to holiday themes and tattoo drawings, How to Draw Cool Stuff makes drawing easier than you would think and more fun than you ever imagined! Now is the time to learn how to draw the subjects and scenes you've always dreamt of drawing. How to Draw Cool Stuff is suitable for artists of any age benefiting everyone from teachers and students to self-learners and hobbyists.

How to Draw Cool Stuff will help you realize your artistic potential and expose you to the pure joy of drawing!



## **Xtreme Behavior Xtreme Ops: Embracing Thrilling Adventures**

Are you tired of the same old routine? Do you crave excitement and a rush of adrenaline? Look no further! Welcome to Xtreme Behavior Xtreme Ops, where we offer the...




## **The Remarkable World of Old Christmas Illustrated: Unveiling the Enchanting Victorian Holiday Traditions**

The holiday season is a time of merriment, joy, and cherished traditions. It is a time when families gather around the warmth of the fireplace, exchanging gifts,...




## **The Enchanting Journey into the Midnight Fantasy by Thomas Bailey Aldrich**

Step into the realm of magical tales and captivating imagination with the timeless piece of literature called "Midnight Fantasy" by Thomas Bailey Aldrich. This remarkable...




## **Thoughts of a Lost Boy: Exploring the Depths of Solitude**

Have you ever found yourself feeling like a lost soul, wandering in the vast abyss of your own thoughts? Thoughts can hold immense power, shaping our emotions,...



## **Unveiling the Thrilling World of Chase Fulton Novels: An Adventure Series Worth Exploring**

In today's fast-paced world, it is always refreshing to indulge in a thrilling book that allows us to escape reality and immerse ourselves in a world full of...




## **An Echo In The Bone Novel - Outlander: Uncovering Secrets and Embracing Destiny**

Are you ready to embark on a remarkable journey through time, love, and war? Diana Gabaldon's gripping novel, "An Echo In The Bone," part of the Outlander series, will...



## **The Complete Secrets Tips Step By Step Reference To Using Instagram Like Pro**

Instagram has quickly become one of the most popular social media platforms in the world. With over 1 billion monthly active users, it offers a powerful platform for...



## **Aurous Rings - Unleashing the Magic of Steven Gordon 12**

The Enchanting World of Aurous Rings Picturesque landscapes, fairy tales, and captivating mysteries often ignite our imagination and lead us into the realm of...